

www.civilservice-pensions.gov.uk

This booklet is published by Civil Service Pensions.



© Crown Copyright June 2008
Printed by St Ives Direct PPA-1

partnership pension account






Contents

partnership pension account	3
Paying into your pension	4
Choosing your pension fund	8
How to open a partnership pension account	13
Leaving the Civil Service	14
Making changes to your partnership pension	16
Finding out more	17
Technical terms	18
Annex A – Contribution tables	20

Note: Text in bold in this booklet is explained in the Technical terms section on page 18.

This booklet does not cover every aspect. The full details are contained only in the rules, which are the legal basis of the scheme. You should note that nothing in this booklet can override the rules, and in the event of any difference, the rules will apply.




partnership pension account

What is a partnership pension account?

partnership is a stakeholder pension with employer contributions. This is a type of personal pension. You do not have to make any payments to have a **partnership** pension account as your employer will make contributions anyway. If you do choose to contribute, your employer will match your payments up to a further 3% of your pensionable salary.

How does it work?

These contributions are invested for you by your chosen provider. Over the years, your pension fund should grow with investment returns (the money earned by your investments), and you use the resulting 'pot' to either buy a pension when you retire or to leave to someone on your death.



Paying into your pension

Why open a partnership pension account?

It needn't cost you anything!

Your employer will pay a monthly contribution into your **partnership** pension account depending on your age and salary. If you do wish to pay something, your employer will match any regular contributions you make (up to 3% of your salary) and your fund will grow faster giving you a bigger 'pot' to buy your pension when you choose.

You will also be able to take up to 25% of this 'pot' as a tax-free lump sum (subject to the **Lifetime Allowance**). You can take this at any time from age 50 to 75 (age 55 to 75 from 2010) even if you are still working.

If you leave the Civil Service you can take this pension with you, it is yours for life. In addition, opening a **partnership** pension account also gives you access to other Civil Service benefits. If you are unable to work through ill health, a lump sum may be payable, or if you were to die in service, a lump sum would be payable to your dependants. By not joining **partnership** you will miss out on these benefits.

The Cabinet Office has chosen three **partnership** pension providers to give you plenty of choice in how to invest your money: Standard Life, Scottish Widows and TUC (Prudential).

How much should I pay?

You do not have to contribute anything. The **partnership** pension account offers you the opportunity of having a 'free' pension. Your employer will pay your age-related contribution anyway (see Table 1 on page 5). But if you do, your employer will pay an additional amount to match your contributions up to 3% of your **pensionable earnings**. So if you decide to contribute 2% of your **pensionable earnings**, your employer will pay an extra 2% on top of the age-related contribution. If you decided to contribute 5%, your employer would pay an extra 3%, as the extra matching contributions are limited to 3%. Your contributions will be based on your **pensionable earnings** so if you are receiving reduced pay, you will only pay contributions on the pay you actually receive.

See Annex A on page 20 for ready reckoners that show what different contribution rates mean, in terms of both the cost to you in take-home pay each month and also of the total amount that will go into your pension 'pot'.

What will my employer pay?

Your employer will make a contribution as a percentage of your **pensionable earnings**. This varies according to your age as at the beginning of the tax year (that is, as at the last 6 April) and so it may increase in the future. Current contribution rates are shown in Table 1 on page 5.




Table 1: Employer contributions

Age at the last 6 April	Percentage of your pensionable earnings
Under 21	3
21 to 25	4.5
26 to 30	6.5
31 to 35	8
36 to 40	10
41 to 45	11.5
46 or over	12.5

Your employer will make these contributions even if you decide not to pay anything into your account. See the table in Annex A 'Employer contribution if you pay nothing' to check how much money could be going into your account each month.

You can always decide to pay money in at a later stage. If you do, your employer will then match the level of your contributions, up to 3% of your **pensionable earnings**.

What earnings are pensionable?

As a general rule, only permanent items of pay are pensionable. This will include any allowances which your employer tells you are pensionable, but will not include payments such as overtime.

Bonus payments do not normally count as **pensionable earnings**, but if you receive **pensionable bonus payments**, your employer (and you, if you choose to contribute) will pay contributions on them. You may also have some non-cash **pensionable earnings**. For example, some people may receive a 2% uniform allowance, and others may have an allowance for accommodation. In these circumstances, your employer (and you, if you choose to contribute) will also pay contributions based on the equivalent cash value of these non-cash **pensionable earnings**.

If you are on reduced pay during maternity leave, and in certain other circumstances, your employer will make contributions to your **partnership pension account** based on the pay that you would have expected to have had if you had still been working.



How much am I allowed to pay?

There is no limit on the amount that you can pay into your **partnership** pension account. You will receive tax relief on any contributions you make up to 100% of your taxable earnings or £3,600, whichever is the higher (subject to the **Annual Allowance**).

Your employer can only pay contributions on earnings up to a limit set by Cabinet Office. This limit is called the 'earnings cap'. Your contributions are not restricted.

Do I get tax relief?

Your employer's contributions are based on your pay before tax (your gross pay). But your own contributions are taken from you after you have paid tax. You pay a reduced contribution which takes account of the tax relief which the pension provider will claim back on your behalf. So, for example, if you wanted to pay £100, we would take £80 from your net pay (£100 less £20 basic-rate income tax). The pension provider would then claim back £20 from the HMRC, so the total amount going into your pension fund based on your contributions would be £80 + £20 = £100.

If you are a higher-rate taxpayer, you should claim the extra tax relief on your yearly tax return.

If you are a lower-rate taxpayer, you effectively get credited with more tax than you have paid, so you win!

Example

Sue has **pensionable earnings** of £1,500 (gross) in the month. Sue was 28 at the beginning of the current tax year and has chosen to pay contributions of 2%.

Sue's contribution is taken from her pay after basic-rate income tax at 20% has been taken off.

$$2\% \times £1,500 \times (100-20) \div 100 = £24$$

Sue's employer contributes:

- an age-related contribution of $6.5\% \times £1,500 = £97.50$; and
- a matching contribution of $2\% \times £1,500 = £30$.

$$\text{Total employer contribution} = £97.50 + £30 = £127.50$$

Sue's pension provider claims back the tax on Sue's contribution.

$$\text{Tax claimed back} = £24 \times 20 \div (100-20) = £6$$

$$\text{Total payment into Sue's pension fund} = £24 + £127.50 + £6 = £157.50$$



How do I make my payments?


Your employer will take regular (normally monthly) contributions from your pay and pay it automatically to your chosen provider.

What happens if I'm not working?

If you are not receiving earnings from us (for example, if you are on a career break), you may continue to make contributions up to £3,600 a year. Your employer will not normally be contributing, so the best way to make contributions is probably to set up a direct debit to your **partnership** pension account from your bank account.

What about National Insurance?

You pay National Insurance (NI) contributions at the standard rate. These contributions will entitle you to the basic State Retirement Pension and **State Second Pension (S2P)** (the new name for the State Earnings-Related Pensions (SERPS)). The current rates are available on the HMRC website: www.hmrc.gov.uk/rates Alternatively, ask your employer.



Choosing your pension fund

What choice do I have?

You need to choose with which stakeholder pension provider you want to invest your, and your employer's, contributions.

Stakeholder pensions are a type of personal pension which offer reduced charges and make it easier for you to move your pension from job to job. We have chosen a panel of stakeholder pension providers to offer the **partnership** pension account based on their financial strength, their funds, their charges, their administration and their willingness to work with us to provide the pension account. The providers are as follows.

- Scottish Widows
- Standard Life
- TUC/Prudential

Your Starter Pack contains more information about each of the providers including details of how to contact them for more details.

Where do I start?

Read the leaflets about the providers and decide which of them you want to contact for more information. You can contact as many of the providers as you like. They will send you a full information pack within a few days. Or, you might want to do some research on the Internet. You can either go direct to the providers' websites (details in leaflets) or use the links from our website at

www.civilservice-pensions.gov.uk

The things you might want to think about when choosing your pension provider might include:

- the sort of organisation offering the stakeholder pension;
- the types of funds on offer;
- the funds' performance; and
- the level of charges.

You must choose just one provider, but remember that you don't have to invest all your money in a single fund.

The providers' application forms allow you to split your contributions across a range of funds if you want.

Do I have to choose an investment fund?

You will see from the providers' information that each provider offers a wide range of investment funds, including a 'default' option. If you choose a provider but don't want to choose an investment fund, all contributions made by you or your employer will be invested in the provider's default fund.

Read the providers' information to find out about the different funds on offer. When looking at past performance, remember that it may not be a reliable guide to performance in the future.

How do I choose a fund?

A successful investment is not simply one that delivers high returns (the money your investments earn).



It is also one that gives you the right balance of investment return and security for your money. What is the 'right' balance will vary from one person to another and will also vary with age.

You must remember that the value of some investments can go down as well as up, and this is often shown in the returns available to investors. Put simply, if you are guaranteed that the amount you have invested can never go down, you cannot expect to get very high returns.

On the other hand, if you are prepared to take the risk that your investment might go up and down in value, you would expect the possibility of higher returns as the price to pay for that risk.

As a general rule, if you have many years before you retire, you may wish to consider having at least part of your pension fund invested in investments which are 'riskier', but as you approach retirement, you may wish to move into investments which are guaranteed. This makes sure that your pension 'pot' will not fall in value just before you retire, when you want to use it to buy yourself an 'annuity' (the income you buy with your pension). Every situation is different and what is right for someone else may not be right for you.

The most appropriate funds for you will be those which most closely match your attitude to risk and investment. Your attitude to investment might also include things like the type of industries you are happy to invest in. For example, you might prefer to have your pension in an 'ethical' fund which does not invest in certain companies or sectors of industry. We suggest that you read the providers' information packs and, if you need to, talk through with the providers the differences between the funds they offer.

You may wish to consult an independent financial adviser. You are likely to have to pay for their advice, but if you belong to a union, you may want to ask them if they have access to independent financial advice at special rates.

What are 'lifestyle' funds?

Many providers offer a 'lifestyle' option for people who don't want to have to choose a fund. The basic idea is that your money is invested mainly in company shares (or 'equities') while you are young and then switched into safer investments as you approach retirement. You could, of course, manage your investments for yourself along these lines, but the 'lifestyle' option means that the switching happens automatically.



If you think that a 'lifestyle' option sounds like a good idea for you, remember that the details will vary from one provider to another. In particular, you need to be happy that you like the sound of the fund (or funds) used for investing when you are young and that the system for switching you into safer investments looks appropriate for you.

If you choose a 'lifestyle' option, it is very important that your pension provider knows when you plan to draw your pension, as this affects when they start switching you into safer investments. You should make sure you tell your provider in good time when you plan to draw your pension.

How will I find out how my fund is performing?

Your provider will send you a statement each year. This will show the value of your fund and the contributions paid, together with a rough idea of what this may mean in pension terms at pension age. You must, therefore, tell your provider whenever you change your address.

You can also view the performance of each of the funds on the providers' websites. We will also constantly review the investment and administrative performance of all the providers, and will report on this to unions and to employers every year.

You can track the performance of your fund at any time by registering with your provider, to use their secure online facilities.

Will the Government guarantee my pension?

The Government cannot guarantee your pension.



How big will my pension be?

The amount of your pension will depend on:

- the amount of money invested in your fund;
- the performance of your investment fund;
- when you decide to take your pension – that is, how long the money remains invested;
- what type of **annuity** you choose;
- the cost of annuities at the time you choose to retire. (The cost of an **annuity** is subject to market forces.)

It is important that you give your pension fund a regular ‘health check’ over the years to make sure you are on track to get the sort of retirement income you want. You will receive annual statements that show the value of your fund, to help you with this. And remember that contributions made while you are young are going to have more years to grow with investment returns.

When can I draw my pension?

Under current legislation, you can draw your **partnership** pension at any time between the ages of 50 and 75 (age 55 to 75 from 2010).

You don’t have to retire to take your pension. You choose the timing to fit in with your personal circumstances. You also decide whether or not you want to provide a pension after your death for your dependants.

When you draw your pension, you can choose to take up to 25% of your pension ‘pot’ as a tax-free lump sum (subject to the **Lifetime allowance**).

How do I get my pension?

You will need to contact your provider to start the process.

You will need to turn your pension ‘pot’ into an income for life – a pension. This is also known as an **annuity**. Insurance companies sell annuities, but you do not have to buy your **annuity** from the pension provider you have used over the years. Your provider will give you an illustration of the amount of **annuity** your pension ‘pot’ would buy with them, but you can buy your annuity with a pension provider outside the Civil Service **partnership** arrangements. This is called an ‘open market option.’ This means that you can shop around for the best deal. You may wish to consult an Independent Financial Adviser to help you with this.

When you come to buy your **annuity**, you will have a lot of flexibility in the sort of pension you can take.



Things to think about will include the following:

Tax-free cash

You can usually take up to 25% of your pension 'pot' as a tax-free lump sum when you retire. But obviously, as this reduces the sum you have available to buy an **annuity** with, your pension income will be smaller.

Who do you want a pension for?

You may choose to buy an income for just yourself, or you may want your spouse, civil partner or partner to continue to get an income after you die. If you want to provide an ongoing income for your dependants, what percentage of your own income should this be?

Pension increases in retirement

You will need to choose the way in which your income will increase from year to year. If you choose your pension to be a fixed amount of money, it will reduce in value as inflation goes up each year. However, if you choose a pension that goes up with inflation each year, you will find that the pension is quite a bit less to start with than the pension you would get if you choose a pension of a fixed amount each year.

These are only some of the things you should think about when nearing retirement. If your pension 'pot' is very large, you may be interested in '**income draw down**', where you can draw income from your fund and delay buying an **annuity**.

Turning your pension 'pot' into income is an important decision and one where you might want to get independent financial advice, particularly if your pension 'pot' is the whole of your pension savings.

Can I carry on working after I draw my pension?

Yes. Drawing your pension doesn't have to be linked to retiring from work. You can even open another **partnership** pension account with the same or different **partnership** pension provider.

What about State benefits?

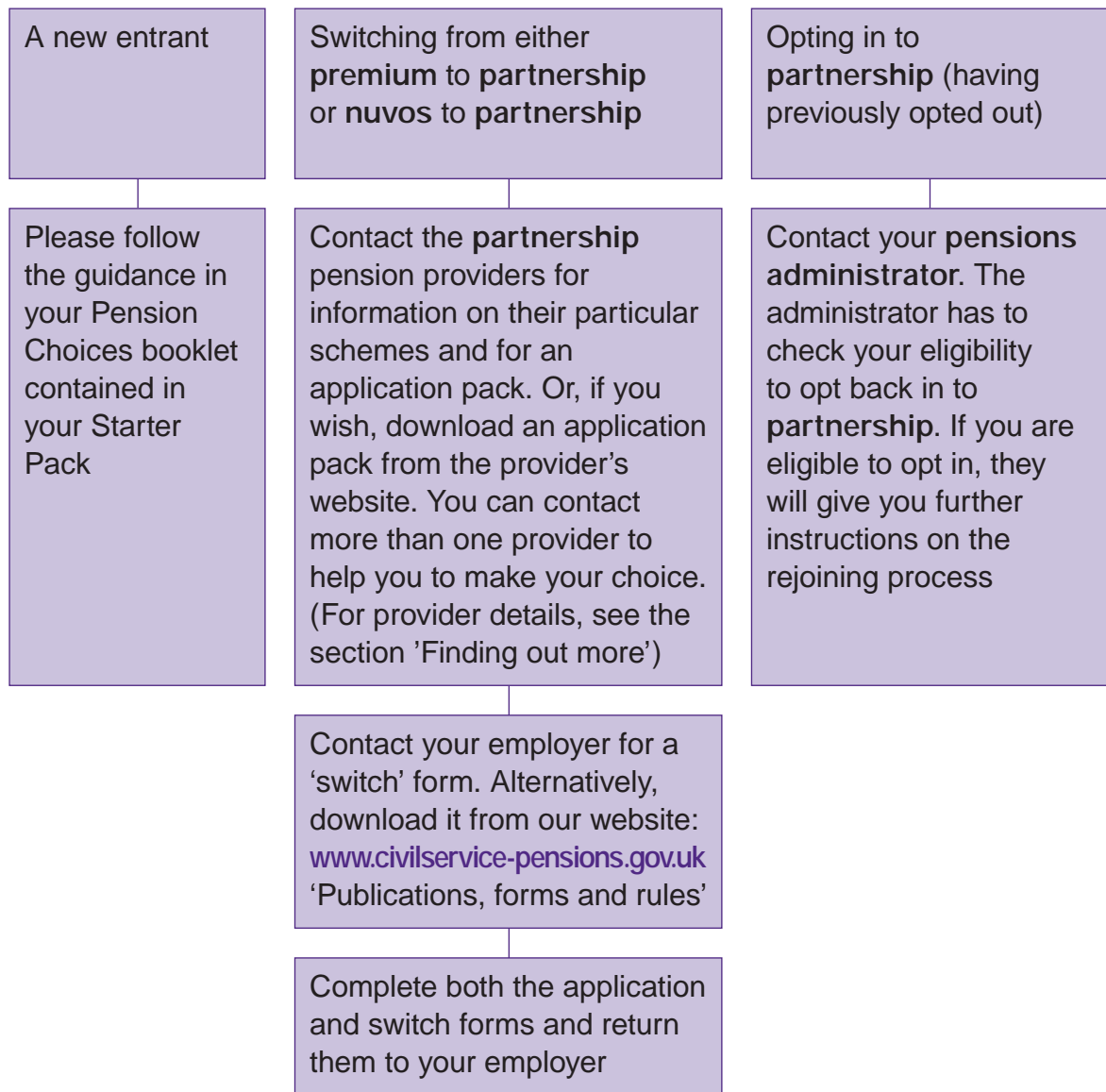
You will receive a basic State Retirement Pension linked to the number of years when you have paid National Insurance contributions. On top of this, you will receive the **State Second Pension (S2P)**. If you want to, you can choose to opt out of (leave) **S2P**. If you do opt out, although you and your employer continue to pay the higher rate of National Insurance contributions, the State will pay an age-related rebate (refund) into a separate pension 'pot' for you. This is called '**contracting-out**'.

Ask one of the pension providers for more details if you think you might be interested in this. Make sure you understand what you are giving up and what you might receive in the future before you decide.




How to open a partnership pension account

If you are:



Your employer will then:

- set up the employer contributions and arrange for any deductions from your salary, if applicable.
 - complete the employer section on the application form and send it to your chosen provider.
- You will then receive confirmation from your provider that your account has been set up.



Leaving the Civil Service

What happens if I leave my job?

If you resign, your employer's contributions will stop.

Your pension fund is yours, no matter what your job.

Depending on the pension arrangements in your new job, you may be able to carry on paying into your pension account or you may just leave it to earn investment returns. Or, you may want to transfer your fund to another pension provider or to your new employer's pension scheme.

The choice is yours but, if you are considering transferring your fund to another provider or to a new employer's pension scheme, make sure you understand what you are giving up and what you are getting in return.

What happens if I am made redundant?

Your employer will pay you compensation for loss of employment. Your employer's contributions into your pension account will stop when you leave work, but your fund will continue to earn investment returns. You may, if you wish, make arrangements with your provider to continue to pay into your pension fund. Alternatively, you may transfer your fund to another pension provider.

If you take up work in the future, you may be able to transfer your fund to your new employer's pension scheme if you wish. This will, however, depend on the particular arrangements of your employer's scheme.

The choice is yours but, if you are considering transferring your fund, make sure you understand what you are giving up and what you are getting in return.



What happens if I become too ill to work?

If you have to leave the Civil Service before you are 60, and our medical adviser agrees that you cannot do your job because your health has broken down permanently, we may pay you a lump sum when you leave. We will work this out as 20% of your pensionable pay for every year of service, up to a limit of three years' pay. We will only pay the lump sum if you have worked for us for at least two years, and it cannot be more than the pay you would have had if you had continued in work until you were 60.

If you leave the Civil Service because of ill-health, you may want to consider drawing your pension early. This is usually possible, but your pension is likely to be reduced because of early payment. If you are so ill that you are expected to have a shorter life expectancy, your pension provider will take this into account when they work out the amount of your pension.

What happens if I die before I retire?

If you die before you draw your pension, your pension provider will pay the value of your pension 'pot' to the person you have named on the pension application form and/or provider's form.

The value of your pension 'pot' will be the contributions that you and your employer have made, plus investment returns over the years.

If you die before you leave the Civil Service, we will also pay a lump sum of three times your **pensionable earnings** to the person you have named, either on your *PensionChoices* form, or on a later amendment. If you want to change your nomination at any time, you can do this using the Death Benefit Nomination form available on the Civil Service Pensions website www.civilservice-pensions.gov.uk under 'Publications, Rules and Forms'. Alternatively, you should contact your employer's **pensions administrator**.



Making changes to your partnership pension

Can I change to another investment fund?

You can change investment funds whenever you want to – just contact your provider.

Can I change my contributions?

You can change the level of your monthly contributions when you like, but you should give your employer three months' notice in writing.

You can make extra contributions whenever you like during the year, but your employer will not pay matching contributions. The best way of making extra contributions is to send a cheque to your provider.

Can I change to a different pension provider?

If you want to change to a different pension provider on our panel, you can only do this from 1 April or 1 October in any year. You need to give your employer at least three months' notice.

Can I move to the premium or nuvos pension scheme?

Depending on the pension choices you were given when you started work, you can either 'switch' to **premium** or **nuvos**. You will not have the choice of both schemes. If you do decide to switch, you will have one further opportunity to switch back to **partnership** if you wish to do so.

We only allow you to switch either on 1 April or 1 October each year, and you must give your employer at least three months' notice in writing.

To find out which scheme applies to you, contact your employer. To find out more about switching, contact your employer's pensions administrator.



Finding out more

Who do I go to for help?

For questions about investment choices and your pension fund, contact your pension provider.

Provider contact details:

Scottish Widows

Scottish Widows Direct Sales
PO Box 17037,
69 Morrison Street,
Edinburgh EH3 8WZ

Telephone helpline: 0800 838 312

email: cs.stakeholder@scottishwidows.co.uk

Standard Life

Civil Service Team
Group Pensions (J1),
Standard Life House,
30 Lothian Road,
Edinburgh EH1 2DH

Telephone helpline: 0800 33 33 09

email: publicsector_service@standardlife.com

TUC Prudential

Stakeholder Service Centre
Prudential,
Craigforth,
Stirling FK9 4UE

Telephone helpline: 0845 070 6666

email: civilservice@prudential-pensions.co.uk

To find out more about 'contracting-out' of (leaving) the State Second Pension, ask any of the pension providers.

To find out more about ill-health or death benefits, ask your employer or their pensions administrator.



Technical terms

Annual Allowance

The **Annual Allowance** is the amount by which the value of your pension savings can go up in any year before you pay tax at the higher rate. This amount is set by HMRC.

Annuity

A pension for life. When you want to draw your pension, you will use your pension 'pot' to buy an **annuity** which will provide your income during retirement.

Contracting-out

You can opt out or 'contract-out' of (leave) the State Second Pension. Although you and your employer continue to pay the higher rate of National Insurance contributions, the State will pay an age-related rebate (refund) into a separate pension 'pot' for you.

Earnings cap

This is the limit on earnings on which you can contribute to your pension.

Income draw down

This is an option to draw income from your fund and delay buying an **annuity**.

Lifetime Allowance

The **Lifetime Allowance** is the total value of all your private and work pensions (but not any state pension) which you can build up without paying extra tax. The amount is set by HMRC.

Lifestyle

This is an investment approach where money is switched from company shares to safer investments as you get nearer to retirement.

nuvos pension scheme

A defined benefit occupational pension scheme based on salary in each year of service.

Pensionable bonuses

Bonus payments do not usually count towards your pension, but your employer may have agreed that they can.

Pensions administrator

The **pensions administrator** carries out pensions functions on behalf of your employer, including working out and arranging pensions for **nuvos** and **premium** members.



Pensionable earnings

Pensionable earnings are all earnings which could count towards your pension. They can include non-cash items, for example, uniforms or accommodation.

premium pension scheme

In this scheme, your pension is based on your years of service and final **pensionable earnings**. Contributions are currently 3.5% of your **pensionable earnings**.

State Second Pension (S2P)

This is the additional State pension (on top of the basic State Retirement Pension) that used to be called State Earnings-Related Pension. The amount you receive depends on your National Insurance contributions.



Annex A

Your choice of contribution level

Your pensionable earnings in a year	1%		2%		3%	
	Monthly cost to you	Amount going into your pension fund	Monthly cost to you	Amount going into your pension fund	Monthly cost to you	Amount going into your pension fund
£5,000	£3.33	£8.33	£6.67	£16.67	£10.00	£25.00
£6,000	£4.00	£10.00	£8.00	£20.00	£12.00	£30.00
£7,000	£4.67	£11.67	£9.33	£23.33	£14.00	£35.00
£8,000	£5.33	£13.33	£10.67	£26.67	£16.00	£40.00
£9,000	£6.00	£15.00	£12.00	£30.00	£18.00	£45.00
£10,000	£6.67	£16.67	£13.33	£33.33	£20.00	£50.00
£12,000	£8.00	£20.00	£16.00	£40.00	£24.00	£60.00
£14,000	£9.33	£23.33	£18.67	£46.67	£28.00	£70.00
£16,000	£10.67	£26.67	£21.33	£53.33	£32.00	£80.00
£18,000	£12.00	£30.00	£24.00	£60.00	£36.00	£90.00
£20,000	£13.33	£33.33	£26.67	£66.67	£40.00	£100.00
£25,000	£16.67	£41.67	£33.33	£83.33	£50.00	£125.00
£30,000	£20.00	£50.00	£40.00	£100.00	£60.00	£150.00
£35,000	£23.33	£58.33	£46.67	£116.67	£70.00	£175.00
£40,000	£26.67	£66.67	£53.33	£133.33	£80.00	£200.00
£45,000	£30.00	£75.00	£60.00	£150.00	£90.00	£225.00
£50,000	£33.33	£83.33	£66.67	£166.67	£100.00	£250.00
£60,000	£40.00	£100.00	£80.00	£200.00	£120.00	£300.00
£70,000	£46.67	£116.67	£93.33	£233.33	£140.00	£350.00
£80,000	£53.33	£133.33	£106.67	£266.67	£160.00	£400.00
£90,000	£60.00	£150.00	£120.00	£300.00	£180.00	£450.00
£100,000	£66.67	£166.67	£133.33	£333.33	£200.00	£500.00




Employer contribution if you pay nothing

Your pensionable earnings in a year	Your employer's standard monthly contribution to your pension fund at different ages						
	Under 21	21 to 25	26 to 30	31 to 35	36 to 40	41 to 45	46 or over
£5,000	£12.50	£18.75	£27.08	£33.33	£41.67	£47.92	£52.08
£6,000	£15.00	£22.50	£32.50	£40.00	£50.00	£57.50	£62.50
£7,000	£17.50	£26.25	£37.92	£46.67	£58.33	£67.08	£72.92
£8,000	£20.00	£30.00	£43.33	£53.33	£66.67	£76.67	£83.33
£9,000	£22.50	£33.75	£48.75	£60.00	£75.00	£86.25	£93.75
£10,000	£25.00	£37.50	£54.17	£66.67	£83.33	£95.83	£104.17
£12,000	£30.00	£45.00	£65.00	£80.00	£100.00	£115.00	£125.00
£14,000	£35.00	£52.50	£75.83	£93.33	£116.67	£134.17	£145.83
£16,000	£40.00	£60.00	£86.67	£106.67	£133.33	£153.33	£166.67
£18,000	£45.00	£67.50	£97.50	£120.00	£150.00	£172.50	£187.50
£20,000	£50.00	£75.00	£108.33	£133.33	£166.67	£191.67	£208.33
£25,000	£62.50	£93.75	£135.42	£166.67	£208.33	£239.58	£260.42
£30,000	£75.00	£112.50	£162.50	£200.00	£250.00	£287.50	£312.50
£35,000	£87.50	£131.25	£189.58	£233.33	£291.67	£335.42	£364.58
£40,000	£100.00	£150.00	£216.67	£266.67	£333.33	£383.33	£416.67
£45,000	£112.50	£168.75	£243.75	£300.00	£375.00	£431.25	£468.75
£50,000	£125.00	£187.50	£270.83	£333.33	£416.67	£479.17	£520.83
£60,000	£150.00	£225.00	£325.00	£400.00	£500.00	£575.00	£625.00
£70,000	£175.00	£262.50	£379.17	£466.67	£583.33	£670.83	£729.17
£80,000	£200.00	£300.00	£433.33	£533.33	£666.67	£766.67	£833.33
£90,000	£225.00	£337.50	£487.50	£600.00	£750.00	£862.50	£937.50




Combined figures – 1% contribution

Your pensionable earnings in a year	Your monthly contribution (1%)	Total monthly amount going into your pension fund at different ages						
		Under 21	21 to 25	26 to 30	31 to 35	36 to 40	41 to 45	46 or over
£5,000	£3.33	£20.83	£27.08	£35.42	£41.67	£50.00	£56.25	£60.42
£6,000	£4.00	£25.00	£32.50	£42.50	£50.00	£60.00	£67.50	£72.50
£7,000	£4.67	£29.17	£37.92	£49.58	£58.33	£70.00	£78.75	£84.58
£8,000	£5.33	£33.33	£43.33	£56.67	£66.67	£80.00	£90.00	£96.67
£9,000	£6.00	£37.50	£48.75	£63.75	£75.00	£90.00	£101.25	£108.75
£10,000	£6.67	£41.67	£54.17	£70.83	£83.33	£100.00	£112.50	£120.83
£12,000	£8.00	£50.00	£65.00	£85.00	£100.00	£120.00	£135.00	£145.00
£14,000	£9.33	£58.33	£75.83	£99.17	£116.67	£140.00	£157.50	£169.17
£16,000	£10.67	£66.67	£86.67	£113.33	£133.33	£160.00	£180.00	£193.33
£18,000	£12.00	£75.00	£97.50	£127.50	£150.00	£180.00	£202.50	£217.50
£20,000	£13.33	£83.33	£108.33	£141.67	£166.67	£200.00	£225.00	£241.67
£25,000	£16.67	£104.17	£135.42	£177.08	£208.33	£250.00	£281.25	£302.08
£30,000	£20.00	£125.00	£162.50	£212.50	£250.00	£300.00	£337.50	£362.50
£35,000	£23.33	£145.83	£189.58	£247.92	£291.67	£350.00	£393.75	£422.92
£40,000	£26.67	£166.67	£216.67	£283.33	£333.33	£400.00	£450.00	£483.33
£45,000	£30.00	£187.50	£243.75	£318.75	£375.00	£450.00	£506.25	£543.75
£50,000	£33.33	£208.33	£270.83	£354.17	£416.67	£500.00	£562.50	£604.17
£60,000	£40.00	£250.00	£325.00	£425.00	£500.00	£600.00	£675.00	£725.00
£70,000	£46.67	£291.67	£379.17	£495.83	£583.33	£700.00	£787.50	£845.83
£80,000	£53.33	£333.33	£433.33	£566.67	£666.67	£800.00	£900.00	£966.67
£90,000	£60.00	£375.00	£487.50	£637.50	£750.00	£900.00	£1,012.50	£1,087.50



Combined figures – 2% contribution

Your pensionable earnings in a year	Your monthly contribution (2%)	Total monthly amount going into your pension fund at different ages						
		Under 21	21 to 25	26 to 30	31 to 35	36 to 40	41 to 45	46 or over
£5,000	£6.67	£29.17	£35.42	£43.75	£50.00	£58.33	£64.58	£68.75
£6,000	£8.00	£35.00	£42.50	£52.50	£60.00	£70.00	£77.50	£82.50
£7,000	£9.33	£40.83	£49.58	£61.25	£70.00	£81.67	£90.42	£96.25
£8,000	£10.67	£46.67	£56.67	£70.00	£80.00	£93.33	£103.33	£110.00
£9,000	£12.00	£52.50	£63.75	£78.75	£90.00	£105.00	£116.25	£123.75
£10,000	£13.33	£58.33	£70.83	£87.50	£100.00	£116.67	£129.17	£137.50
£12,000	£16.00	£70.00	£85.00	£105.00	£120.00	£140.00	£155.00	£165.00
£14,000	£18.67	£81.67	£99.17	£122.50	£140.00	£163.33	£180.83	£192.50
£16,000	£21.33	£93.33	£113.33	£140.00	£160.00	£186.67	£206.67	£220.00
£18,000	£24.00	£105.00	£127.50	£157.50	£180.00	£210.00	£232.50	£247.50
£20,000	£26.67	£116.67	£141.67	£175.00	£200.00	£233.33	£258.33	£275.00
£25,000	£33.33	£145.83	£177.08	£218.75	£250.00	£291.67	£322.92	£343.75
£30,000	£40.00	£175.00	£212.50	£262.50	£300.00	£350.00	£387.50	£412.50
£35,000	£46.67	£204.17	£247.92	£306.25	£350.00	£408.33	£452.08	£481.25
£40,000	£53.33	£233.33	£283.33	£350.00	£400.00	£466.67	£516.67	£550.00
£45,000	£60.00	£262.50	£318.75	£393.75	£450.00	£525.00	£581.25	£618.75
£50,000	£66.67	£291.67	£354.17	£437.50	£500.00	£583.33	£645.83	£687.50
£60,000	£80.00	£350.00	£425.00	£525.00	£600.00	£700.00	£775.00	£825.00
£70,000	£93.33	£408.33	£495.83	£612.50	£700.00	£816.67	£904.17	£962.50
£80,000	£106.67	£466.67	£566.67	£700.00	£800.00	£933.33	£1,033.33	£1,100.00
£90,000	£120.00	£525.00	£637.50	£787.50	£900.00	£1,050.00	£1,162.50	£1,237.50



Combined figures – 3% contribution

Your pensionable earnings in a year	Your monthly contribution (3%)	Total monthly amount going into your pension fund at different ages						
		Under 21	21 to 25	26 to 30	31 to 35	36 to 40	41 to 45	46 or over
£5,000	£10.00	£37.50	£43.75	£52.08	£58.33	£66.67	£72.92	£77.08
£6,000	£12.00	£45.00	£52.50	£62.50	£70.00	£80.00	£87.50	£92.50
£7,000	£14.00	£52.50	£61.25	£72.92	£81.67	£93.33	£102.08	£107.92
£8,000	£16.00	£60.00	£70.00	£83.33	£93.33	£106.67	£116.67	£123.33
£9,000	£18.00	£67.50	£78.75	£93.75	£105.00	£120.00	£131.25	£138.75
£10,000	£20.00	£75.00	£87.50	£104.17	£116.67	£133.33	£145.83	£154.17
£12,000	£24.00	£90.00	£105.00	£125.00	£140.00	£160.00	£175.00	£185.00
£14,000	£28.00	£105.00	£122.50	£145.83	£163.33	£186.67	£204.17	£215.83
£16,000	£32.00	£120.00	£140.00	£166.67	£186.67	£213.33	£233.33	£246.67
£18,000	£36.00	£135.00	£157.50	£187.50	£210.00	£240.00	£262.50	£277.50
£20,000	£40.00	£150.00	£175.00	£208.33	£233.33	£266.67	£291.67	£308.33
£25,000	£50.00	£187.50	£218.75	£260.42	£291.67	£333.33	£364.58	£385.42
£30,000	£60.00	£225.00	£262.50	£312.50	£350.00	£400.00	£437.50	£462.50
£35,000	£70.00	£262.50	£306.25	£364.58	£408.33	£466.67	£510.42	£539.58
£40,000	£80.00	£300.00	£350.00	£416.67	£466.67	£533.33	£583.33	£616.67
£45,000	£90.00	£337.50	£393.75	£468.75	£525.00	£600.00	£656.25	£693.75
£50,000	£100.00	£375.00	£437.50	£520.83	£583.33	£666.67	£729.17	£770.83
£60,000	£120.00	£450.00	£525.00	£625.00	£700.00	£800.00	£875.00	£925.00
£70,000	£140.00	£525.00	£612.50	£729.17	£816.67	£933.33	£1,020.83	£1,079.17
£80,000	£160.00	£600.00	£700.00	£833.33	£933.33	£1,066.67	£1,166.67	£1,233.33
£90,000	£180.00	£675.00	£787.50	£937.50	£1,050.00	£1,200.00	£1,312.50	£1,387.50





